

- To get started click the login button above in the menu, and a login screen will popup

- Ones logged in press on “My account” to get started with your course.




Edit profile

1 Courses | **0** Completed | **0** Certificates | **0** Points

Your Courses

Search  ▼ Expand All

E-learning Gevaarlijke stoffen in opslag (PGS15) 

Webshop details

- [Dashboard](#) Hello **max Safetynet** (not **max Safetynet**? [Log out](#))
- [Orders](#) From your account dashboard you can view your [recent orders](#), manage your [billing address](#), and [edit your password and account details](#).
- [Downloads](#)
- [Address](#)
- [Account details](#)
- [Logout](#)

- Welcome to the user dashboard. From here you can edit your account details, Start/continue your course and download your certificates.
- Press “Edit profile” under your name to start editing your account details.
- To start/continue your course. Press a course under “Your courses”.

In this demo we start the PGS15 course.






E-learning Gevaarlijke stoffen in opslag (PGS15)

0% COMPLETE 0/5 Steps

Course Materials

PGS15

Course Content

- Module 1: 
- Module 2: 
- Module 3: 
- Module 4: 
- Examen 

Here we started a new course. Under “Materials” you will find course materials to use for your course. In here you can click the modules and start learning.

Mark Complete ✓
Back to Course

Next Lesson >

Under every lesson you’ll find 3 buttons. One for the next lesson and one to go back to the course menu. *Button “Mark complete” is very important for finishing the course, do not forget to mark the lesson completed after learning.

